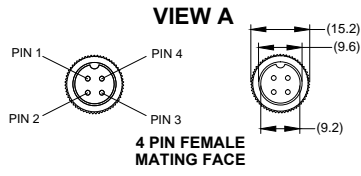
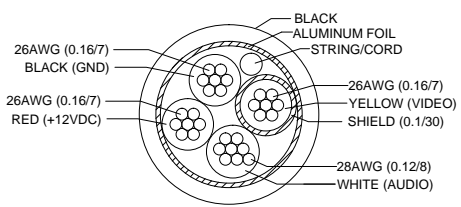
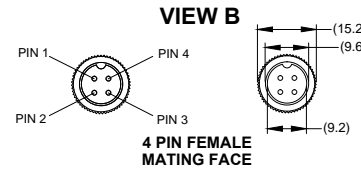


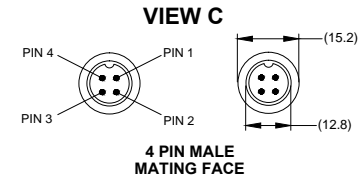
VIEW A-A
 CABLE BUILDUP



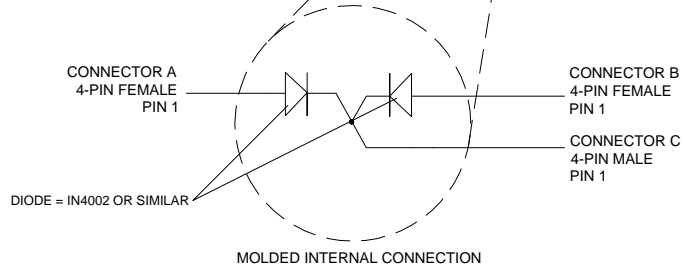
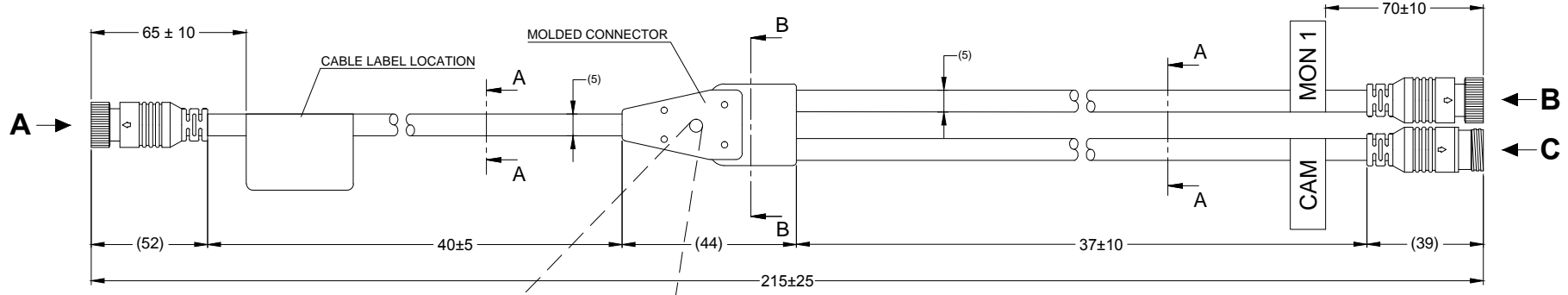
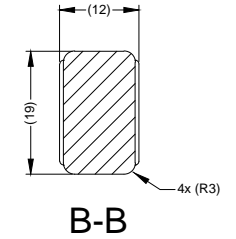
PIN #	WIRE COLOUR	DESCRIPTION
1	RED	+12V
2	BLACK/SHIELD	GND
3	WHITE	AUDIO
4	YELLOW	VIDEO



PIN #	WIRE COLOUR	DESCRIPTION
1	RED	+12V
2	BLACK/SHIELD	GND
3	WHITE	AUDIO
4	YELLOW	VIDEO



PIN #	WIRE COLOUR	DESCRIPTION
1	RED	+12v
2	BLACK/SHIELD	GND
3	WHITE	AUDIO
4	YELLOW	VIDEO



- NOTES:
 1. CABLE TO BE SUPPLIED IN A PRESS SEAL BAG.
 2. FOR CABLE LABEL REFER TO LATEST REVISION OF DRAWING BE-001500-XX-11.
 3. ANY CUSTOMER MODIFICATION OF THIS PRODUCT CAUSING SUBSEQUENT FAILURE IS NOT A LIABILITY OF BRIGADE ELECTRONICS PLC
 4. CABLES SHOULD BE ONE CONTINUOUS LENGTH FROM CONNECTOR TO BLOCK.
 5. FOR MANUFACTURING CONTROLS PLEASE REFER TO ASSEMBLY PLANT DRAWING: 48-6#

PROPRIETARY NOTICE
 THIS DESIGN AND TECHNICAL INFORMATION APPEARING ON THIS DRAWING IS THE PROPERTY OF BRIGADE ELECTRONICS, AND IS DISCLOSED IN CONFIDENCE. IT IS NOT TO BE COPIED, REPRODUCED, REVEALED TO OR EXPROPRIATED BY OTHERS, EITHER IN WHOLE OR IN PART WITHOUT THE EXPRESS WRITTEN CONSENT OF BRIGADE ELECTRONICS.



Assembly Pl Approval Yi Ling Zhang 06/06/15	Approved by B.CHILDS	Checked by R.BATES	Drawn by P.MISSEN
Angle of Projection Third Angle	Units mm	Scale N/A	Released 26/06/15
Status RELEASED		Assembly Ref 48-6#	
Part No 4904		AC-306 BE-003129-00-15	